© Copyright 2011 Appian Consulting Engineers, P.A. These drawings have been prepared as instruments of service for a particular site or building improvement and remains the property of the Engineer for use under his supervision. No reproduction or other use is allowed without his permission.

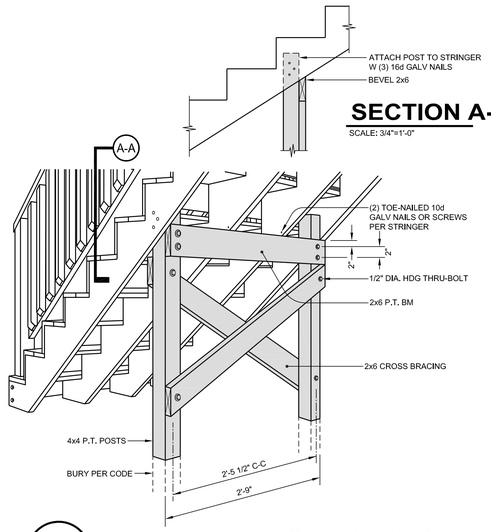

SECTION A-A

SCALE: 3/4"=1'-0"

P112 INTERMEDIATE STAIR BRACE

NOT TO SCALE — REQ'D WHEN STRINGER HOR SPAN EXCEEDS 10 FT. WHEN INTERMEDIATE BRACE IS REQ'D, LOCATE AT MID SPAN OF STRINGER — DATE: 12-15-14

Details Developed By APPIAN Consulting Engineers

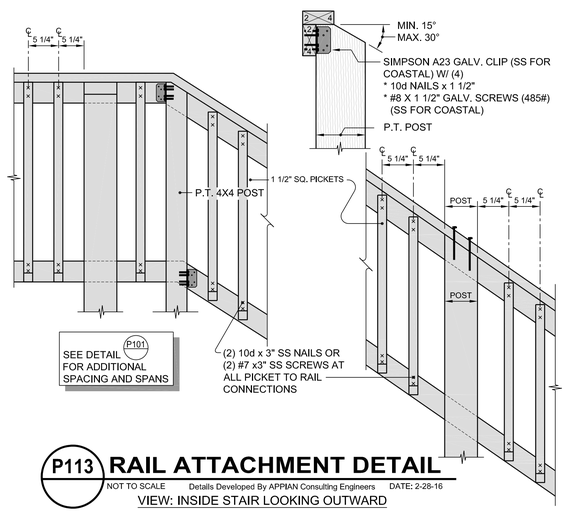

P113 RAIL ATTACHMENT DETAIL

NOT TO SCALE — Details Developed By APPIAN Consulting Engineers — DATE: 2-28-16

VIEW: INSIDE STAIR LOOKING OUTWARD

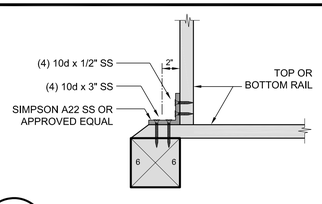

P114 ATTACHMENT OF RAILS TO NEWEL POSTS

SCALE: 1 1/2"=1'-0" — DATE: 12-15-14

Details Developed By APPIAN Consulting Engineers

RAMP CONFIGURATION

NOT TO SCALE

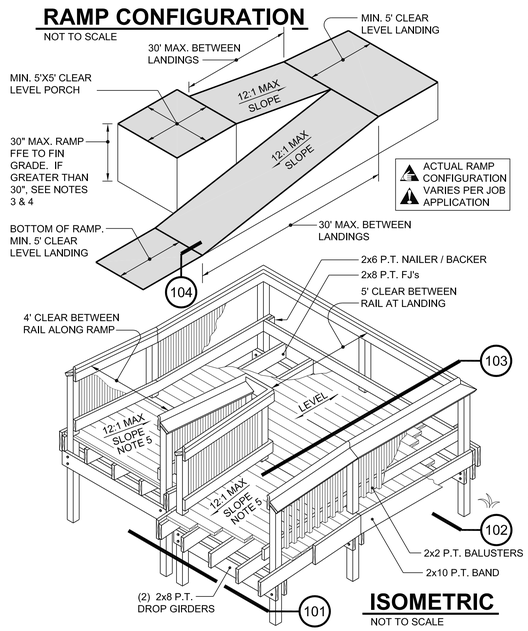

ISOMETRIC

NOT TO SCALE

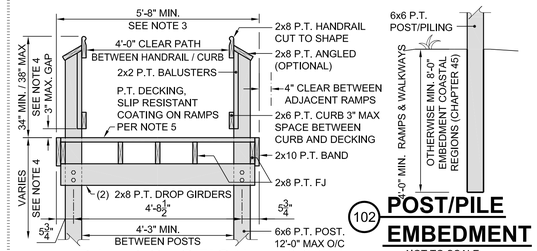

101 RAMP SECTION

NOT TO SCALE

102 POST/PILE EMBEDMENT

NOT TO SCALE

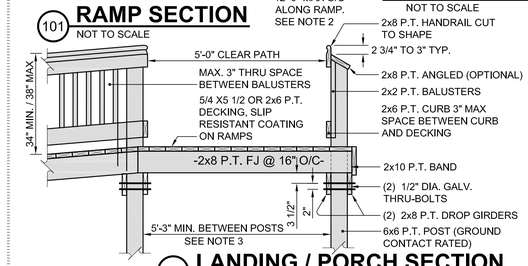

103 LANDING / PORCH SECTION

NOT TO SCALE

NOTES:

1. Verify all dimensions with North Carolina State Building Code (Latest Revision).
2. This design accommodates a live load of 40 PSF with a maximum of 12'-0" o/c intermediate ramp post spacing.
3. All dimension are minimum. Alternate hand rail (details 106a&b) options require greater clearances between posts.
4. A guardrail (when used as a handrail) height of 36" (38" max.) is required when ramp ffe is greater than 30" above fin grade. See detail 106b.
5. Sloped ramps require tape or grit paint non-slip surface.
6. Max height 6x6 post pile above finish grade = 10'-0".
7. Ramp & deck assumed to be Free-Standing.

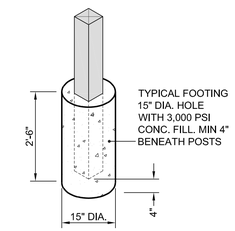

* (ASSUMES DECK IS ADEQUATELY BRACED)

INLAND DECK PILE BURY ALTERNATE

NOT TO SCALE

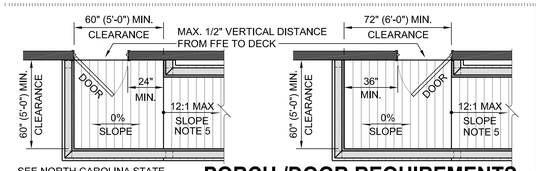

SEE NORTH CAROLINA STATE BUILDING CODE (LATEST REVISION) FOR ALTERNATE DOOR SWING CONFIGURATIONS

PORCH /DOOR REQUIREMENTS

NOT TO SCALE

ALL DIMENSION ARE MINIMUM. DIMENSIONS SHOWN ARE FOR DETAIL 105, ALTERNATE HANDRAIL (106a&b) OPTIONS REQUIRE GREATER CLEARANCES BETWEEN POSTS

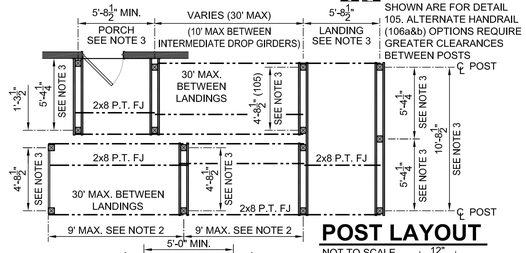

POST LAYOUT

NOT TO SCALE

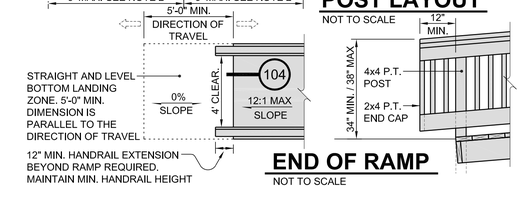

END OF RAMP

NOT TO SCALE

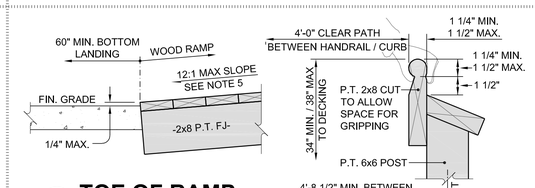

104 TOE OF RAMP

NOT TO SCALE

ALTERNATE DETAILS

ALTERNATE HAND RAIL OPTIONS REQUIRE GREATER CLEARANCES BETWEEN POSTS

105 HANDRAIL SECTION

NOT TO SCALE

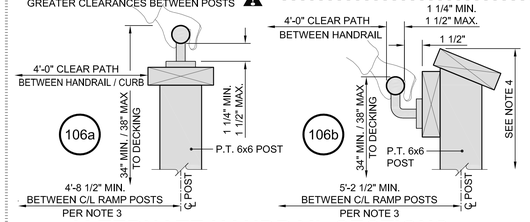

ALTERNATE HANDRAIL SECTIONS

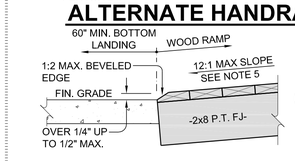

107 ALTERNATE TOE OF RAMP

NOT TO SCALE

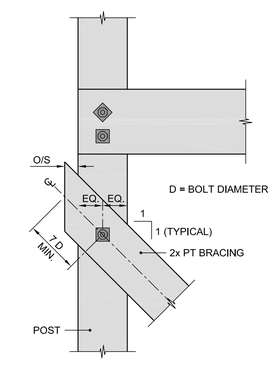

*END OFFSET (O/S)					
BOLT Ø	4x4	6x6	8x8	10x10	12x12
1/2"	1"	0	N/A	N/A	N/A
5/8"	2"	1/2"	0	N/A	N/A
3/4"	3"	1 3/8"	1/4"	0	0
1"			1 3/4"	3/8"	0

* O/S DISTANCES IN CHART APPLY FOR X-BRACING ANGLES OF 45° OR MORE. FOR ANGLES LESS THAN 45° USE "7D" (MEASURED ALONG ℄ BRACE MEMBER)

P116 CROSS BRACING END LENGTH

SCALE: 1 1/2"=1'-0" — Details Developed By APPIAN Consulting Engineers — (AT BOLT) — DATE: 03-29-17

P115 WOOD HC RAMP WITH LANDING (RESIDENTIAL) COASTAL APPLICATIONS

NOT TO SCALE — Details Developed By APPIAN Consulting Engineers — DATE: 4-21-16

HOR. SCALE:	AS NOTED	DATE:	NOVEMBER, 2022	DESIGN:	Bobby Joyner
VER. SCALE:	N/A	DRAWN BY:	-	CHKD:	-

REVISIONS

NO.	DATE:	DESCRIPTION:	BY:	CAD:
△	-	-	-	-

Appian

CONSULTING ENGINEERS, P.A.
CIVIL, MUNICIPAL &
STRUCTURAL ENGINEERS
COMPREHENSIVE
ENVIRONMENTAL SERVICES
BLN = C0562

154 Roundabout Ct.
Rocky Mount, N.C. 27804
Phone: (252) 972-7703
Fax: (252) 972-7638

www.appianengineers.com
admin@appianengineers.com

Final Drawings
Review Purposes ONLY

PORCH DETAILS For Hyde County N.C. Flood Mitigation Assistance Grant 5161-004

22-089

D-0000

P-3

\\DROBOFS\Shared Folder\Appian Projects - Shared Folder\22089-Hyde County-FMA\Cover-details-notes\22089-HYDE COUNTY-FMA-DETAILS.dwg -B-3.5 - 03/06/2023 - 8:37:11