© Copyright 2011 Appian Consulting Engineers, P.A. These drawings have been prepared as instruments of service for a particular site or building improvement and remains the property of the Engineer for use under his supervision. No reproduction or other use is allowed without his permission.

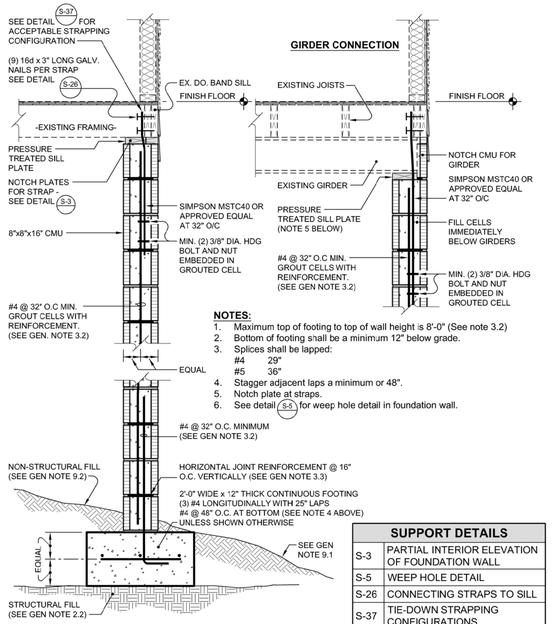

NOTES:
1. Maximum top of footing to top of wall height is 8'-0" (See note 3.2)
2. Bottom of footing shall be a minimum 12" below grade.
3. Splices shall be lapped:
   #4 29"
   #5 36"
4. Stagger adjacent laps a minimum or 48".
5. Notch plate at straps.
6. See detail S-5 for weep hole detail in foundation wall.

SUPPORT DETAILS	
S-3	PARTIAL INTERIOR ELEVATION OF FOUNDATION WALL
S-5	WEEP HOLE DETAIL
S-26	CONNECTING STRAPS TO SILL
S-37	TIE-DOWN STRAPPING CONFIGURATIONS

S-1 WOOD FRAME PERIMETER WALL SECTION (UP TO 8'-0")

SCALE: 3/4"=1'-0" Details Developed By APPIAN Consulting Engineers DATE: 7-31-18

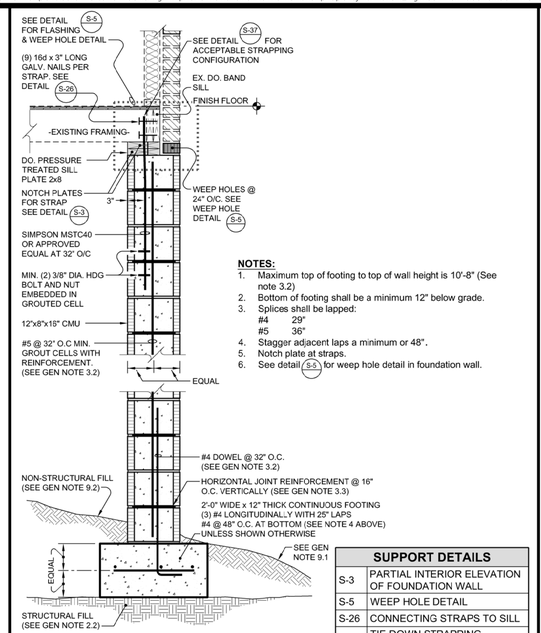

NOTES:
1. Maximum top of footing to top of wall height is 10'-8" (See note 3.2)
2. Bottom of footing shall be a minimum 12" below grade.
3. Splices shall be lapped:
   #4 29"
   #5 36"
4. Stagger adjacent laps a minimum or 48".
5. Notch plate at straps.
6. See detail S-5 for weep hole detail in foundation wall.

SUPPORT DETAILS	
S-3	PARTIAL INTERIOR ELEVATION OF FOUNDATION WALL
S-5	WEEP HOLE DETAIL
S-26	CONNECTING STRAPS TO SILL
S-37	TIE-DOWN STRAPPING CONFIGURATIONS

S-2 WOOD FRAME BRICK VENEER PERIMETER WALL SECTION

SCALE: 3/4"=1'-0" Details Developed By APPIAN Consulting Engineers DATE: 6-18-19

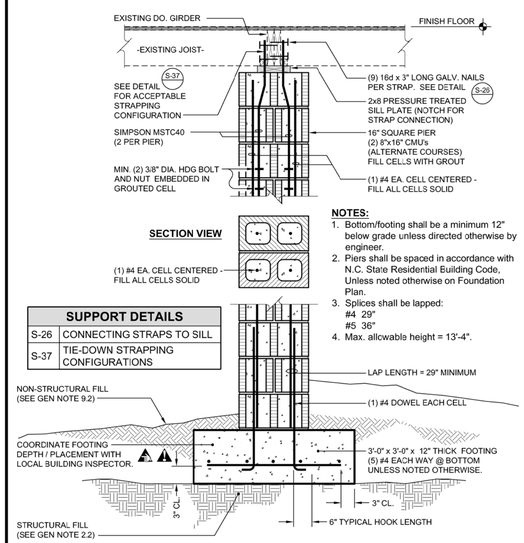

NOTES:
1. Bottom/footing shall be a minimum 12" below grade unless directed otherwise by engineer.
2. Piers shall be spaced in accordance with N.C. State Residential Building Code, Unless noted otherwise on Foundation Plan.
3. Splices shall be lapped:
   #4 29"
   #5 36"
4. Max. allowable height = 13'-4".

SUPPORT DETAILS	
S-26	CONNECTING STRAPS TO SILL
S-37	TIE-DOWN STRAPPING CONFIGURATIONS

S-4 A 16x16 WOOD FRAME INTERIOR PIER

SCALE: 3/4"=1'-0" DATE: 4-29-19
Details Developed By APPIAN Consulting Engineers

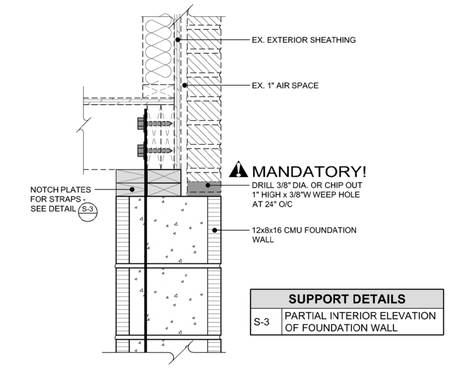

SUPPORT DETAILS	
S-3	PARTIAL INTERIOR ELEVATION OF FOUNDATION WALL

S-5 WEEP HOLE DETAIL

SCALE: 1 1/2"=1'-0" DATE: 9-30-15
Details Developed By APPIAN Consulting Engineers

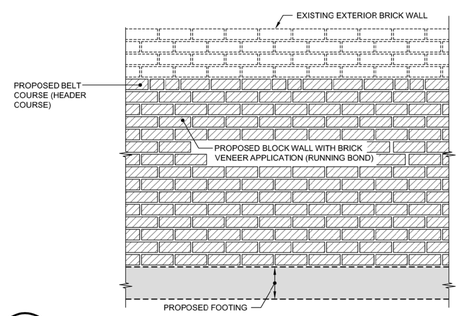

S-6 ELEVATION-BLOCK WALL W/ BRICK VENEER APPLICATION (BRICK VENEER UNIT)

NOT TO SCALE DATE: 1-21-15
(FOR HISTORICAL BUILDING APPLICATIONS AND WHERE BRICK VENEER OTHERWISE SPECIFIED BY DESIGN ENGINEER OR ALLOWED IN PROGRAM)
Details Developed By APPIAN Consulting Engineers

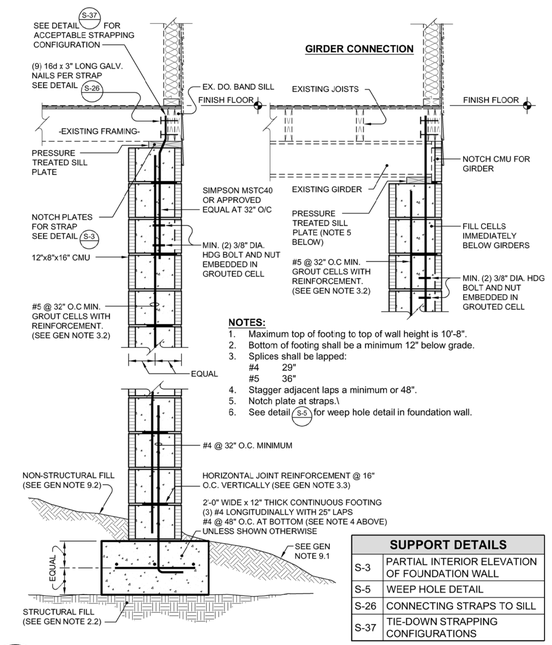

NOTES:
1. Maximum top of footing to top of wall height is 10'-8".
2. Bottom of footing shall be a minimum 12" below grade.
3. Splices shall be lapped:
   #4 29"
   #5 36"
4. Stagger adjacent laps a minimum or 48".
5. Notch plate at straps.\
6. See detail S-5 for weep hole detail in foundation wall.

SUPPORT DETAILS	
S-3	PARTIAL INTERIOR ELEVATION OF FOUNDATION WALL
S-5	WEEP HOLE DETAIL
S-26	CONNECTING STRAPS TO SILL
S-37	TIE-DOWN STRAPPING CONFIGURATIONS

S-1A WOOD FRAME TALL PERIMETER WALL SECTION (8'-1" TO 14'-6" MAX)

SCALE: 3/4"=1'-0" Details Developed By APPIAN Consulting Engineers DATE: 7-31-18

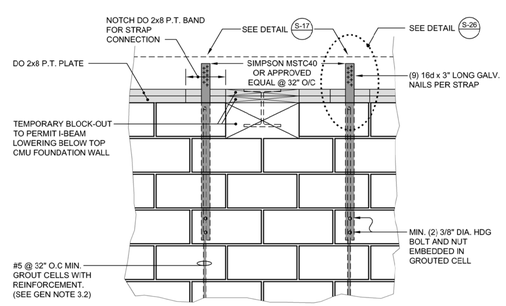

SUPPORT DETAILS	
S-17	SINGLE BAND ATTACHMENT TO CMU FOUNDATION
S-26	CONNECTING STRAPS TO SILL

S-3 PARTIAL INTERIOR ELEVATION OF FOUNDATION WALL

SCALE: 3/4"=1'-0" (WHERE APPLICABLE) DATE: 9-30-15
Details Developed By APPIAN Consulting Engineers

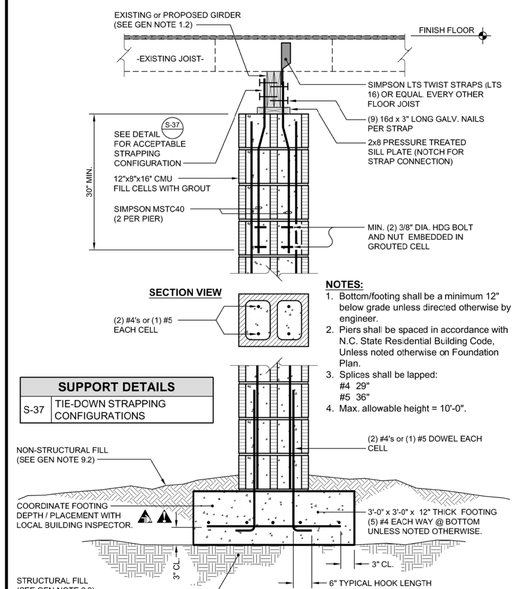

NOTES:
1. Bottom/footing shall be a minimum 12" below grade unless directed otherwise by engineer.
2. Piers shall be spaced in accordance with N.C. State Residential Building Code, Unless noted otherwise on Foundation Plan.
3. Splices shall be lapped:
   #4 29"
   #5 36"
4. Max. allowable height = 10'-0".

SUPPORT DETAILS	
S-37	TIE-DOWN STRAPPING CONFIGURATIONS

S-4 B 12x16 WOOD FRAME INTERIOR PIER

SCALE: 3/4"=1'-0" DATE: 7-31-18
Details Developed By APPIAN Consulting Engineers

DESIGN: Bobby Joyner	
DATE: NOVEMBER, 2022	CHKD: -
DRAWN BY: N/A	REVISIONS
HOR. SCALE: AS NOTED	DATE:
VER. SCALE:	NO. △
	DESCRIPTION:
	BY:
	CAD.

Appian
CONSULTING ENGINEERS, P.A.
CIVIL, MUNICIPAL & STRUCTURAL ENGINEERS
COMPREHENSIVE ENVIRONMENTAL SERVICES
BLN = C0562
154 Roundabout Ct.
Rocky Mount, N.C. 27804
Phone: (252) 972-7703
Fax: (252) 972-7638
www.appianengineers.com
admin@appianengineers.com

Final Drawings Review Purposes ONLY

NORTH CAROLINA PROFESSIONAL SEAL 8421 ENGINEER BOBBY L. JOYNER 03/06/2023

STANDARD DETAILS For Hyde County N.C. Flood Mitigation Assistance Grant 5161-004

22-089
D-0000
D-1